



BY DESIGN

F L O W E R A R R A N G I N G S T U D Y G R O U P



CELEBRATING
TWO MAJOR
FLOWER SHOWS

BY DESIGN





COLUMNS

- 4 NEWS & UPDATES
- 28 RANDOM RESOURCES
- 30 DETAILS & INFORMATION
- 31 CALENDAR

ON THE COVER: Gail Emmons, Orinda GC, Zone XII, won First Place, Best In Show and Carol Coffey Swift Medal with this design at The Garden Club of Honolulu's 2015 show, "Shangri La." More information on page 12.

SUMMER 2015



FEATURES

- 5 FLORESCENCE PRESENTS “ILLUSIONS”
- 14 GC OF HONOLULU – “SHANGRI LA”
- 16 “HORT COUTURE” – GC OF PALM BEACH
- 20 2015 ANNUAL MEETING SHOW – “KALEIDOSCOPE”
- 26 BOSTON FALL WORKSHOP WITH LANA BATES

News & Updates ...

It has been a joy and a privilege to serve GCA as the 12th FASG Coordinator, 2013-2015. We have learned skills and techniques from excellent instructors: Gudrun Cottenier (Belgium), Geert Pattyn and Ivan Poelman (Belgium) and Hitomi Gilliam (Vancouver, BC). We have explored three very different cities: Charleston, SC; Memphis, TN; and Vancouver, BC. We have enjoyed camaraderie and fun with "flower friends" both new and those we've known for a long time. (Note that I refrain from using the term "old"!)



Julie Spear

I am proud of the work we've accomplished and especially of the increasing number of first-time attendees who have joined the fun of floral design for personal enjoyment and for sharing with their respective clubs. I cannot stress highly enough the value and quality of floral design education that FASG provides, along with our splendid publication, *By Design*, and the FA 101 and FA 201 classes. Statistics from recent GCA flower shows confirm that the majority of winners are FASG workshop attendees.

As the saying goes, "it takes a village." I could not have produced workshops worthy of GCA/FASG standards without the invaluable assistance, guidance and hard work of my trusty team of helpers at each session. I will forever be indebted to my first-round draft picks: Carole Bailey, Sally Barnett, Sherran Blair, Bliss Clark, Susan Detjens, Roberta DuBeshter, Penny Horne, Barton Lynch, Martha Marsh, Martha McClellan, Cathy Miller, Weezie Monroe, Peggy Moore, Mary Ellen O'Brien, Lucinda Seale, Wendy Serrell, Debbie Stockstill, Mary Jo Strawbridge and Marty Van Allen. I must also include my two secret weapons who worked tirelessly behind the scenes: Missy Eliot, Treasurer Extraordinaire, who paid all of the bills and kept my budget in check; and my husband, Van, my major schlepper, detail man and head cheerleader.

Speaking of cheerleading, please join me in a hearty "Hooray!" for the thirteenth FASG coordinator, Debbie Stockstill. Debbie sincerely appreciates the legacy of floral design education which began with the birth of FASG in 2000, and she is a multi-award winning model student herself. I look forward to watching her rising star shine as she leads us in workshops # 29-31. On behalf of GCA, FASG and your own Zone IX, thank you, Debbie, for saying "yes". I know you will do us all very proud.

Julie

*Julie Spear, FASG Coordinator
Flower Show Committee
Memphis Garden Club (TN) Zone IX*

EDITOR'S NOTE: Many thanks to everyone who has sent photos to *By Design*. Photo credits are listed at the end of each article. Please forgive us if your name was inadvertently omitted.

BY DESIGN is published four times a year by the Flower Arranging Study Group. Neither the Garden Club of America nor the Flower Arranging Study Group endorses any products, events or services. Information contained herein is solely for the edification of the reader.
© Copyright 2015 – All rights reserved

The Garden Club of America, 14 East 60th Street, New York, NY 10022

BY DESIGN

Editor

Sally Barnett
Late Bloomers Garden Club
3649 Richmond Street
Jacksonville, FL 32205

Copy Editor

Penny Ross
Fairfield Garden Club
274 Mill Road
New Canaan, CT 06840

FASG Coordinator

Julie Spear
Memphis Garden Club
1702 Fairway
West Memphis, AR 72301

FASG Coordinator Assistant

Debbie Stockstill
The Monroe Garden Study League
1508 Emerson Street
Monroe, LA 71201

FASG Subscriptions & Membership

Roberta DuBeshter
Rochester Garden Club
43 Knollwood Drive
Rochester, NY 14618

FASG Treasurer

Missy Eliot
Garden Club of Denver
11 Ivy Lane
Denver, CO 80220

Vice President – USFDS (WAFA)

Peggy Moore
Fairfield Garden Club
236 Verna Hill Road
Fairfield, CT 06824

Flower Show Committee Chairman

Wendy Serrell
Hortulus
Cornerbrook – 952 Route 30
West Pawlet, VT 05772



GCA MAJOR FLOWER SHOW "ILLUSIONS" HELD IN HOUSTON, TEXAS

The theme for the GCA Major Flower Show, *Florescence*, was "Illusions." The event held in Houston, Texas, was sponsored by the River Oaks Garden Club and the Garden Club of Houston and was presented at the Houston Museum of Fine Arts.

Class 5 – **ALTERED STATES** (pictured above): A synergistic design of three or more units creating a complete unified whole. Staged on two touching square pedestals; measuring 40" x 14" and 34" x 14". Design may not exceed 6" from edge of pedestal and 8' in overall height from floor. Viewed from three sides.


Fenwick Medal – Carole Bailey, River Oaks Garden Club & Marianna Brewster, Garden Club of Houston, Zone IX

Judges Comments: "Outstanding unity and tension expressed through excellent use of color, texture, and rhythmic form."

Citation: "Subtle interwoven elegance creates a tapestry of beauty."

"We Have The Power To Imagine . . ."

THE RIVER OAKS GARDEN CLUB & THE GARDEN CLUB OF HOUSTON



THE
CAROL
COFFEY
SWIFT
MEDAL

Judges comments:

"Your powerful and energetic interpretation takes the lead."

Citation:

"Great distinction is achieved through dramatic tension and boldness."

First Place & Carol Coffey Swift Medal

Kristin Brown and Debbie Stockstill – Monroe Garden Study League, Zone IX

Class 2 – VIRTUAL REALITY

Designs inspired by the museum's permanent collection of North American Arts, staged on a 40" x 15.5" square pedestal. Design may not exceed 20" from center of pedestal and 8' in overall height from floor. Viewed from three sides.

BEST
IN
SHOW

**First Place
Best in Show**

Weezie Monroe & Molly Stephan
Winnetka GC, Zone XI

Judges comments:

“Masterful perception and
perfection.”

Citation:

“ An illusion
masterfully
executed.”



Class 4 – MASTERS OF DECEPTION

A design staged on a pedestal 40" high, 15" square, with 18" rectangular backboard. Design may use backboard and may extend down the front of the pedestal to within 10" from the floor.

Viewed from the front.



Sandra Baylor Novice Award

Brandon Morrison, Memphis GC, Zone IX

Class 6 –FACES OF JANUS

A two-sided design, having two distinct sides, which cannot be seen from the opposite side. Staged on a 40" x 14" square white pedestal. Design may not exceed 20" from center of pedestal and 8' in overall height; Gallery height is 15'. Viewed from all sides.

Judges Comments:

"This an impressive and powerful choice of wooden form. Placement of plant material creates dominating voids."

Citation: "Bold, unique and skillful interpretation."

First Place

Gretchen Riley, The Gardners, Zone V



Class 9 – EMERALD CITY

A challenge class for out-of-town exhibitors.

Judges Comments: Imaginative creative use of all components capture the magic of the Emerald City with exciting kinetic rhythm.

Curators Award

Ingrid Kelly, GC of Houston, Zone IX



Class 2 –VIRTUAL REALITY

Designs inspired by the museum's permanent collection of North American Arts, staged on a 40" x 15.5" square pedestal. Design may not exceed 20" from center of pedestal and 8' in overall height from floor. Viewed from three sides.

Judges Comments:

"Tiffany would find "comfort" in your elegant floral design."

Citation: "Handsome composition rolled in a restricted palette, Bravo!"

THE
MARGARET
CLOVER
SYMONDS
MEDAL

Judges Comments:
Flawless motion of rhythmic
intrigue and textural willness
achieved with
great technical skill.

Citation:
“The rhythm created by
combining natural and
man-made materials
is masterful.”



Symonds Award
Julie Spear, Memphis GC, Zone IX

Class 4 – MASTERS OF DECEPTION: A design using trickery, chicanery, willness, guile, intrigue, subterfuge and/or artifice! Staged on a 40” x 15-1/2” square pedestal. Design may not exceed 20” from center of pedestal and no height restriction. Gallery wall color is cast stone. An invitational class. Viewed from all sides.

The Margaret Clover Symonds Medal may be awarded to members of GCA clubs in a competitive floral design class at a GCA Major Flower Show. The arrangement must be an innovative, modern design, creatively combining manmade material(s) with fresh and/or dried plant material (as the schedule permits.) Either individual or joint entries are eligible. The entry must have placed first, second, or third. An entry in a Challenge Class is not eligible to receive this award.

2015 FLORESCENCE – BOTANICAL ART AWARDS



Class 4 – FAIRY FASHIONABLE

Using an array of natural elements create a fairy/fantasy couture gown on a miniature dress form supplied by the committee. Viewed from 3 sides.

First Place & Best in Show

Carole Bailey & Lynn Wilson
The River Oaks GC, Zone IX

Citation: “The runway finale!”

First Place & Creativity Award
Bell Lamb – Magnolia GC, Zone IX



Botanical Arts:
Class 3
MINAUDIÈRE

Citation:
“Imaginative use of space and rhythm creates an enchanting perch. We sing your praises!”



GCA Novice Award

Lee Easterly
Lookout Mountain GC, Zone IX

Botanical Arts:
Class 3
MINAUDIÈRE

Citation:
“Strong contemporary bold statement!”

Botanical Arts: Class 3 – MINAUDIÈRE
Embellish a supplied small wooden purse displayed on a black velvet mount. Entry must not exceed the size of the mount. Viewed from all sides and above.

Class 4 – FAIRY FASHIONABLE

Using an array of natural elements create a fairy/fantasy couture gown on a miniature dress form supplied by the committee. Viewed from 3 sides.

Curator’s Award

Dodie Jackson, The River Oaks GC, Zone IX

Citation:
“Elegant tribute to Oscar de la Renta, with sensitive use of natural materials shown in their natural state to best advantage. Simple eloquence respects theme and shows artist’s witty sensibility.”



GCA MAJOR SHOW HELD IN HAWAII

A MYTHICAL JOURNEY TO SHANGRI LA

The Garden Club of Honolulu presented a GCA Major Flower Show, inspired by the Honolulu Museum of Art's exhibition, "Shangri La: Architecture, Landscape and Islamic Art." It draws together the mythical view of Shangri La and Hawaii's uniqueness in expressing those qualities.



First Place & Fenwick Medal – Kitty Wo, The Garden Club of Honolulu, Zone XII

Judges Comments: "A bold rhythmic design with subtle, rich color & texture

Citation: "Exquisite beauty and format."

Class 5 – **DREAM** – A design inspired by a textile from the Honolulu Museum of Art collection, staged on a pedestal 40" h x 16" square. Viewed from three sides.

A Mythical Journey to “Shangri La”



1st place
Sandra Baylor Novice Award
Elizabeth Wood Zone XII Award

Susan Beers,
The Garden Club of Honolulu, Zone XII

Class 6 – **PARADISE**

A vignette of a living space incorporating koa wood component(s) and a floral design staged on a 5' x 5' platform.

Diagram provided upon registration.
Viewed from three sides.

Judges Comment: “Serene elegant refuge!”

Baylor Citation: “Phenomenal combination of screen, koa wood and arrangement create an exemplary vignette.”

Club Citation: “An exceptional blending of color and texture.”

The Elizabeth F. Wood Zone XII Novice Flower Arrangement Award may be given at a Zone XII Flower Show, if merited to an exhibitor who is a member of a Zone XII club and who has never won a blue ribbon in the Floral Design Division of a GCA or GCA Major Flower Show. In response to Mrs. Wood’s desire to stimulate excellence and interest in the art of floral design, the award shall be given for an arrangement that exemplifies the principles and elements of design.

COVER PHOTO DESIGN
BEST IN SHOW AND THE
CAROL COFFEY SWIFT
MEDAL



Gail Emmons, Orinda GC, Zone XII

Having read the flower arranging schedule for The Garden Club of Honolulu Flower Show, *Shangri La*, I saw the class “Spirit” and had an idea. When I was Staging Chairman for the 2011 WFAA Show in Boston, Bliss Clark, who wrote the schedule, thought it would be great to have a Challenge Class that incorporated rocks. We agreed on pumice rocks since they are very light and easy to drill.

I had a metal platform with an attached upright metal rod made. Then I drilled holes in the pumice rocks and slipped them and the oasis cage onto the rod. And, then the fun began!

After painting the pumice rocks black, I found an amazing anthurium. Each one was shaped in a different way and was a brilliant red. And once again, I had fun playing with the design.

A hard case golf bag was used to get some of the plant material to Hawaii, as it was included as luggage. It all worked!

I was thrilled to get a 1st in my class and was “over the top” with “Best in Show” and the “Swift Medal”. It sure made for a great week in Honolulu.”

*Gail Emmons
Orinda Garden Club,
Zone XII*

GCA MAJOR SHOW IN HONOLULU



First Place & Margaret Clover Symonds Medal

Sherry Dumke,
Piedmont Garden Club, Zone XII

Class 2 – **HORIZON**

A design staged on a pedestal 40" h x 20" w x 14" d. Viewed from three sides.

Judges Comment: "We see blue on the horizon!"

Citation: "Elegant line, bold color and flowing rhythm create an innovative modern design."

The Margaret Clover Symonds Medal may be awarded to members of GCA clubs in a competitive floral design class at a GCA Major Flower Show. The arrangement must be an innovative, modern design, creatively combining manmade material(s) with fresh and/or dried plant material (as the schedule permits.) Either individual or joint entries are eligible. The entry must have placed first, second, or third. An entry in a Challenge Class is not eligible to receive this award

A Mythical Journey to “Shangri La”



First Place
Botanical Arts Best in Show
Botanica Arts Creativity Award

Pat Wassel, The Garden Club of Honolulu, Zone XII

Botanical Arts: Class 3 –NOBILITY – A scepter no more than 18” in length x 5” in width staged on the diagonal against an off-white background. Viewed from all sides at approximately 40” high.

Judge’s Comment: “Fit for Polynesian nobility.”
Citation: “Reigning Creativity!”

GCA Novice Award In Botanical Arts

Gail Atwater, The Garden Club of Honolulu, Zone XII

Botanical Arts: Class 1 – GLORY – A crown no more than 7” in diameter and not to exceed 5” in height staged on a floating mount against an off-white background. Crown must be finished inside and out. Viewed from all sides at approximately 40” high.

Judges Comment: “Glorious crown of organic material.”
Citation: “Glorious restraint!”



Class 1 –RADIANCE
 A miniature design not to exceed 5” in any dimension, staged in a niche. Viewed from the front at approximately 50” high.



First Place
 Margy Pengilly,
 Piedmont GC,
 Zone XII

Class 1 –RADIANCE

Judges Comment:
 “This creation exudes distinctive radiance.”



Patsy Gibson Award – Given by The GC of Honolulu
 “For the outstanding entry in floral design by a novice.”

Tanya Alston, The Garden Club of Honolulu, Zone XII

Class 1 –RADIANCE

Judges Comment:
 “This exhibit radiates all the elements and principles of design.”

GCA MAJOR SHOW IN HONOLULU



First Place

KC Collins, The Garden Club of Honolulu, Zone XII

Class 3 – WATERFALL

A design staged on a pedestal 40” h x 18” square. Viewed from all sides.

Judges Comment:

“The bold, powerful design defies gravity.”

PHOTOS: COURTESY SHUZO UEMOTO, HONOLULU MUSEUM OF ART PHOTOGRAPHER; CAROLE CHUN, MARGY PENGILLY & SALLY BARNETT

Jan Tucker,
The Garden Club of Honolulu, Zone XII

Class 3

WATERFALL

A design staged on a pedestal 40” h x 18” square. Viewed from all sides.

Judges Comment:

“Wonderful repetition of pattern and texture.”



Norene Alexander Award

The Norene Alexander Flower Arranging Award may be presented for an exceptional floral design that has placed first, second or third in its class and whose exhibitor also has an entry in the Horticulture Division.

First Place

Kelty Crain, The River Oaks GC, Zone IX

Class 7a –PEACE

Judges Comment: “We can feel the Trade Winds flowing through your design.”



**Class 7
PEACE & TRANQUILITY
(Challenge class)**

An Invitational Challenge Class open to Garden Club of America Floral Design Approved and Prospective Judges. Container, materials and other components will be provided.

First Place

Heather Dunne, Orinda GC, Zone XII

Class 7b –TRANQUILITY

Judges Comment: “Grouping of plant material creates a strong design.”



Garden Club Of Palm Beach Creates "Hort Couture"



First Place

Mary Moretz & Bonnie Thurmond, Sandhills GC, Zone VIII

Class 6 – **HORT COUTURE** - A dress created from a botanical dream staged on a mannequin provided upon registration. Exhibit not to exceed 24" in any direction from the center of the mannequin. Viewed from all sides.

Judges comments: "Queen of the Fairies. Rooted in the Principles and Elements of Design"

First Place

Cindy Hoyt, GC of Palm Beach



Class 2 – **PLEATED & RUFFLED**

A dress staged on an off-white pedestal 41" high with a 24"x 24" top. Design may not exceed 18" in width from the center of the pedestal. Viewed from all sides.

Judges Comment: "The simplistic approach has design distinction."

Life-size papier mâché Anna Wintour "greeted" guests at the door.



The Creativity Award for Botanical Arts

Carrie Murray & Alexandra Oelsner, GC of Palm Beach, Zone VIII



Class 1 – **MUCH ADO ABOUT A SHOE** – A shoe created entirely from plant material, staged in a Plexiglass museum case 52" high and displayed flat on an off-white fabric. Viewed from front and above.

Citation: Construction and creativity produce "The Puckett" of shoes.

"Hort Couture" From The Garden Club Of Palm Beach

The Garden Club of Palm Beach created a clever schedule, evoking an amazing response from entrants in all divisions. Held at the Society of the Four Arts, viewers were greeted at the door with not one, but two, life size sculptures of a white papier mâché Anna Wintour, covered up to her iconic sunglasses with white flowers of every variety.

A moss covered vintage Volkswagen was the centerpiece, decorated with headlights (white) and tail lights (red) with a GCA logo on the hub caps and the show's title as license plates. Then, strapped to the top of the car was a huge pile of white shopping bags embellished with the show logo. (The clever logo was a fan palm, another reference to accessory apparel); the inside of the car was



Moss-covered vintage Volkswagen centerpiece

brimming with a profusion of white flowers from dashboard to trunk! It was a pattern for success; these ladies know their worth as well as Worth Avenue.

The theme of couture was well woven throughout the show, carried out in botanical arts with hand bags and shoes and in photography as well. There were needles and sewing machines and pleated foliage and an entire class of mannequins dressed to the nines and spools and yarns and pincushions (and lots of pin cushion protea) and measuring tape, scissors and dress forms, and even a vintage sewing machine; the theme yielded as much creativity as sewing accoutrements.

The Novice Award in Botanical Arts was a lovely green clutch handbag crafted by Annette Dowell.



Best in Show in Botanical Arts, "Much Ado About A Shoe," was won by Mary Pressly.



Class titles included Bespoke, Pleated and Ruffled, On Pins and Needles, Seam Ripper and Patterns. Even the statements of intent were clever, such as "ouch," "the pin dropped," "watch your step" and my favorite – "cruel shoes," a reference to a Steve Martin book and relatable to all ladies in heels.

And on the red carpet...

Both the Puckett Creativity Award in floral design, for a stylish full length dress (a probable winner on Project Runway, too), and the Best in Show in Botanical Arts were won by Mary Pressly. Her statement of intent on her shoes was "Watch your Step."

Continued on page 18

The Harriett DeWaele Puckett Creativity Award was won by Mary Pressly, GC of Palm Beach, for her design in Class 6 – "Hort."



“There is no better designer than nature.” - Alexander McQueen

Continued from page 17

Diane Festa and Mary Doffermyre, Peachtree Garden Club, sewed up both the **Floral Design Best in Show** and the club award for best traditional mass arrangement. They used a dressmaker’s form for a container and finishing touches were a pair of scissors and a measuring tape, along with a rendering of the design on the pedestal top.



Best in Show by Diane Festa & Mary Doffermyre, Peachtree Garden Club, Zone VIII

Novice no more, after winning the Sandra Baylor Award is Elizabeth Matthews who also won the Munger award for plant material in her cross-stitched design of exciting metallic plant material.

Cindy Hoyt and Betsy Matthews won the Bunny Nelson Trophy for best niche, putting the pin in pincushion.

The Creativity Award in Botanical Arts was shared by Carrie Murray and Alexandra Oelsner of the home club with their fashion forward high heels. (See page 16)

The ladies fashioned a truly magnificent show and the schedule produced the most fashionable and imaginative results.

That fits hand in glove, so hats off to the ladies of Palm Beach!

Gay Estes,
GC of Houston, Zone IX



Cindy Hoyt and Betsy Matthews, Garden Club of Palm Beach won The Bunny Nelson Trophy for best niche.

Elizabeth Matthews, GC of Palm Beach won both the Dorothy Viator Munger and Sandra Baylor Novice Awards



BOTANICAL ART BLOOMS IN AKRON

“Art Blooms 2015: Beauty Reigns” provided an array of award winning botanical art and embellishment. The Akron Garden Club (Zone X) GCA Flower Show, held at the Akron Art Museum attracted close to 500 people on April 17-19, 2015.

Winners in floral design, horticulture, photography and botanical arts were named after the judging of almost 200 entries. What set botanical arts apart was that it received Judges Commendations ... and did so in all three classes, based upon the high quality and creativity of the entries.

Maribeth Edminister, Akron Garden Club, Zone X, received the GCA Best in Show Award in Botanical Arts for botanical embellishment class entitled, Twinkle Toes.



Her First Place Entry, a tiny ballet slipper adorned with colorful dried plant material, won the judges over with its “distinctive perfection!”

Ginger Hayne, Akron GC, Zone X, received the GCA Novice Award in Botanical Art for her first foray into this discipline. This “wonderment of creativity and distinction” also earned First Place in the Trinket Box Class. Hayne transformed a chipboard box into a “Baroque treasure perfect in every way.”



The whimsical keepsake box is adorned with soaked raffia braided into creative embellishment, maple leaf stems

curled into creative flourishes, and painted hibiscus seeds that resemble pearls.

In this same class, Barbara Herberich received the Akron Garden Club Beauty Reigns Neophyte Award for the most distinctive entry by a first-time exhibitor. The Herberich entry featured “careful attention to honeycomb theme” complete with a “most appealing botanical bee.”



First Place in “Timeless Tiara” Class was awarded to Akron Garden Club’s Candy Grisi for her “classic approach befitting a princess.”



Margie Ranftl, Akron Garden Club, Zone X, won Second Place in Timeless Tiara. Ranftl also merited the GCA Botanical Arts Creativity Award for her “excellent craftsmanship and creative response to the flower show theme.”



The effective use of colorful dried materials, along with “well used negative space, make this piece a successful interpretation of “Beauty Reigns.”

Colleen Wernig,
Art Blooms 2015, Botanical Arts Chair
Akron Garden Club, Zone X
PHOTOS: COLLEEN WERNIG

RIBBONS & AWARD WINNERS



First Place & Dorothy Vietor Munger Award
Marty Van Allen, Summit GC, Zone IV

Floral Design: Class 2 – REDORANGEYELLOWGREENBLUEVIOLET

A monochromatic design staged on a black pedestal 43” h with a 15” square top. Design may not exceed 15” from the center of the top of the pedestal on all sides.
Viewed from three sides.

Judge’s Comment: “This kaleidoscope of highly saturated color, in natural material, moves the eye through large and small, flat and raised forms.”

Citation: An extraordinarily beautiful kaleidoscopic vision is achieved with tints, tones and shades.”

First Place & Sandra Baylor Novice Award
Rebecca Teasdale, Portland GC, Zone XII

Floral Design: Class –5 – OPTICAL ILLUSION



A design staged in a niche 12” h x 8” w x 8” d set into an off-white wooden panel 50” from the floor. Individual niche lights are incorporated into the panel. Niche may be lined.
Viewed from the front.

Judges Comment: “The masterful execution of this illusion has altered reality. Brilliant!”

Citation: “Incredible depth is achieved with repetition of line, color and form.”

BOTANICAL ARTS AWARDS

Class 1 –MULTIFACETED

A necklace, displayed on a 15” h black velvet jewelers stand supplied by the committee after registration.
Staged on a black shelf 45” from the floor.
Viewed from three sides.

First Place & Botanical Arts Best in Show
Anne Scott, Jupiter Island GC, Zone VIII



Judges Comment: “A distinctive design with exceptional pattern and proportion embracing the Kaleidoscope theme.”

Citation: “You have fascinated us with your multifaceted work of art.”

Botanical Arts Creativity Award

Janice Panoff, South County GC of RI, Zone II



Judges Comments: “The manipulation of the rhododendron creates a pleasing repetitive form.”

Citation: “Creativity abounds! The essence of the abstraction is distilled into pure art.”

ZONE III HOSTS ANNUAL MEETING IN ROCHESTER, NEW YORK FLOWER SHOW THEME KALEIDOSCOPE

The Kaleidoscope Flower Show schedule focused on the tangible aspects of kaleidoscopes themselves, with classes called Facets, Prism, Spectrum and Multifaceted. Floral design classes were filled with designers from all twelve GCA zones.

First Place, Best in Show & Harriet DeWaele Puckett Award

Beth Montgelas, Connecticut Valley GC, Zone II



Floral Design: Class 1 –PRISM

An underwater design staged on a round black pedestal 40" high with a 16" diameter top. Design must not exceed 15" from the center of the top of the pedestal on all sides. Viewed from three sides.

Judges Comment: A controlled, exciting, intelligent approach to class title and show theme - Kaleidoscopic Kudos!"

Citation: "This dazzling example of repetition and variation achieves prismatic perfection."

Citation: "Innovative mechanics elevate this design to the highest level of Puckett achievement"

BRINKSMANSHIP AND MY FLORAL DESIGN AT ZONE VIII SHOW



Marianne Salas, Late Bloomers GC, Zone VIII with her award-winning design.

It was 1:30 a.m. the morning of passing for the Floral Division, “Columns, Rivers and Roses.” I had commandeered the bathroom of our Columbia Hilton hotel room after my roommate had brushed her teeth and retired to bed at a decent hour. “Don’t worry, she said, “I like to sleep with lots of covers,” as I turned the thermostat down from 69 to 63 degrees. “And the

light won’t keep me awake,” were the muffled sighs I heard from behind a wall of pillows.

I had been working on my hat for over almost three hours and was totally stumped. It was the #*!*\$ mechanics! I’d reached floral design rock bottom, thinking that if only I had more plant material to choose from I could lick this problem. Putting a jacket over my tee shirt and sweat pants, I grabbed some shoes and a pair of scissors: ready to go out into the larger hotel world and commit petty theft. Downstairs in the lobby I scanned for potted plants. Nothing. Outside the entrance there were urns with variegated ivy and some pretty little Japanese Maples. What was I thinking! I went back and downed a stiff shot of caffeine.

I should have made a COMPLETE mock-up when I practiced, but knew that well-laid plans could be changed by whatever I found at the floral supply when I picked up my order... and that is exactly what had happened. When I had left Florida less than 24 hours ago, this was my inventory:

1. A large bunch of white Polar Star Roses: perfect, unblemished and pleasingly plump with promise.
2. One bunch of Hawaiian Ti: a complete disaster. I had practiced on leaves that were almost 30 inches long. These were barely 18 inches. I did not have enough length to create the Hawaiian wedding lei braid as per You Tube!
3. Variegated Aspidistra: nicely patterned, fresh, but dwarfism had struck here, too. Luckily I had ordered three bunches: you can never have enough aspidistra.

4. 10 stems of white Dendrobium orchids: each came ready in its own water tube.
5. Succulent cuttings from a favorite potted plant at home. Consolation: I could root them after the flower show.
6. Purple gladiolus. This was purely an impulse buy – not on my list but they called to me.
7. Three stalks of young cycad leaves originally meant to provide material for a green “feather.”

It is now 2:00 a.m. and all I have left in foliage are a few torn ti leaves soaking in the bathtub, ditto aspidistra, and one cycad leaf. The first cycad leaf had cracked when I forced it into a circle. The second one held and now was on the brim. This third HAS to hold. I make another cycad circle and then Eureka! I use it to form a second tier solving the transition from brim to top that had eluded me and – BONUS! – hide the rose stems.

The FLORAL DESIGN MANTRA is “Nail your mechanics” before your final arrangement. No fudging, just do it. In addition,

- 1) Defy:
 - a) the Law of Gravity (glue dots help here) and
 - b) the Second Law of Thermodynamics that all energy tends toward entropy (water tubes can help you fake extended life); and
- 2) Leave no evidence of how you managed it all.

The happy ending to this tale is that after a few hours of sleep I awoke to find only one aspidistra leaf had sprung from its anchor on the brim. On the flower show floor, I found a very good friend, and borrowed her industrial strength Uglu.

I was ready for passing!

*Marianne Salas,
Late Bloomers GC, Zone VIII*



**Sandra Baylor Novice
Floral Design Award**

Cathy Solomons, Trustees' GC

Citation: "Deft handling of all components."

Dorothy Vietor Munger Award

Susan Ransom, Peachtree Garden Club



Class 2 – ROSES, ROSES, ROSES ...

A mass design suitable for an entrance hall table using roses as the predominant flower, staged in a niche 36" high x 24" wide at the back with 12" angled wings extending to 36" in width. Viewed from 3 sides.

Class 3 –A RIVER RUNNING THROUGH IT

A design with the color green predominating staged in a pale blue niche 36" high x 24" wide with 12" angled wings extended to 36" in width, placed on one half of a six foot table that is 30" high and 30" deep. Viewed from three sides.

Citation: "Masterful execution for the rhythm of the river."

**Class 5
A GARDEN PARTY**

A hat created from fresh plant material to be worn to a garden party during the last two centuries, staged on a white pedestal 41" high with an 18" square top. The head-form is 11" high and will be mounted on a glass base 7-1/2" square and 2-1/2" high.

A statement of intent is required. Viewed from all sides.



First Place & Best in Show

Marianne Salas, Late Bloomers GC

Judges comments: "A hat worthy of Ascot."

ZONE VIII FLOWER SHOW
"COLUMNS, RIVERS & ROSES"
HOSTED BY
PALMETTO GARDEN CLUB OF
SOUTH CAROLINA

Judges

Comments:

"Placement and color of material creates depth and harmony."

Citation:

"Color and material create depth and harmony."

**First Place &
Harriet DeWaele Puckett Award**

Mary Moretz, Sand Hills GC



A GCA FLOWER SHOW

HILLSBOROUGH GC PARTNERS WITH ART CENTER FOR SPECIAL NEEDS ADULTS

Club Presents GCA Show “Creative Growth”

Zone XII’s Hillsborough Garden Club partnered with The Creative Growth Art Center in Oakland, California, to host an unusual Flower Show titled “Creative Growth.”

The Art Center serves as a working studio for developmentally disabled adults to explore their artistic talent. Many of these artists are featured in galleries, museums and private collections throughout the world. Proceeds from the sales of artists’ works and other one-of-kind items at the show directly benefited the art center.

Each class featured an artist’s work that served as inspiration for entries in Floral Design, Horticulture, Photography, Botanical Arts and Conservation.

The Judge’s Invitational Challenge Class, “It’s A Wrap,” delighted all with Floral Design entries inspired by renowned artist Tony Pedemonte.

Botanical Arts Class 2 was devoted to entries from artists from the Creative Growth Art Center. They created botanical belt buckles with materials provided to them. Each entry received a special ribbon! Class 1, open to GCA members, fabricated whimsical brooches.

The Hillsborough Garden Club was honored to collaborate with the center, helping to increase public awareness of the artistic capabilities and achievements of people with disabilities.

Our membership, participating judges and the public were in turn inspired by the ingenuity and dedication of the artists and staff at Creative Growth!

*Darlynn Slosar,
Hillsborough Garden Club, Zone XII*

PHOTOS: MANISSE NEWELL

Works from artists served as inspiration for Flower Show entries

First Place & Dorothy Vietor Munger Award

Susan Seidel, Pasadena GC, Zone XII



Floral Design: Class 2 –FACE IT

Judges Comment: “Creative and sophisticated, it says “Monique!”



First Place & Marilyn Hills Award

Lani Pringle & Lindsay Terzian,
Hillsborough GC,
Zone XII

Floral Design: Class 1 –WALK IN MY SHOES

Judges Comment:

“We would LOVE
to take a
trip down
your garden path!”

First Place & Botanical Art Best in Show

Elizabeth Jackson,
Hillsborough GC,
Zone XII

Botanical Art: Class 1 FANCIFUL DREAMS

Citation:

“Wonderfully fanciful!!”



“A GEM OF A JUBILEE IN DALLAS”

The Founders Garden Club of Dallas celebrated its 75th year with a Jubilee flower show at the renowned Dallas Arboretum. At the Camp House, an historical residence, the club combined traditional placement classes with modern interpretations.



Puckett Creativity Award won by Kay Hyland and Molly Seeligson

Kay Hyland and Molly Seeligson won the Puckett Creativity Award and a first place in the class “Spanning the Years,” incorporating two containers. Kay used two wonderfully weathered palm spathes rescued from a discarded pile curbside and paired them with fresh modern oncidium orchids.

Diane Sealy took the Harriet Schoellkopf Deison Club trophy for creativity in the same class with her Hitomi-like construction filled with a vibrant array of flowers which earned her



From left: Award-winning design by Diane Sealy; Botanical Art Creativity Award by Debbie McEntire; Best in Division by Peggy Riggs.

the Munger as well. She constructed a base and inserted water tubes on sticks cleverly wrapped to hold the many stems in a stunning mass.

Best in Show was a table setting in blues and whites by Trudy Best and her daughter Sissy Cullum. Their table delightfully blended objects collected from all over the world, Scandinavian horsemen vases on a Greek table cloth and glassware from Mexico, eclectically collected, but incredibly compatible, a virtual United Nations, but unified in distinction and color. This class was aptly entitled “Some Of Our Favorite Things,” and required a mentor and a member, a great class for encouraging new talent.



Best in Show for Trudy Best and Sissy Cullum

The Sandra Baylor Novice Award was staged in the living room as a placement class entitled appropriately “The Entertainer” and Robin Lewis won the class with elegant formal and bright bold flowers.



Robin Lewis won the Sandra Baylor Novice Award

Best in Division went to Peggy Riggs in Jewelry who also won the club creativity and craftsmanship award. The Creativity Award went to Debbie McEntire, who also crafted a pin.

Gay Estes
G C Houston, Zone IX

PHOTOS: BETH HOLLAND



FASG FALL 2015 WORKSHOP

Make Plans to Attend the “Boston Flower Party”



Lana Bates

Please plan to join our revolt against boring floral design at the FASG Boston Flower Party!

Boston is beautiful in the Autumn, and the Fall 2015 FASG Workshop will take advantage of this historic city’s popular scenery.

The workshop and accommodations will be held at the Taj Boston Hotel, which anchors fashionable Newbury Street and the picturesque Boston Public Garden, located in the heart of

the Back Bay. Hotel rates for the Taj Boston are: \$299 (single) and \$349 (double), plus applicable taxes.

Originally from Saint Petersburg in Russia, our instructor Lana Bates developed her successful career as a floral designer when she moved to the UK 14 years ago, leaving behind her law degree to find her true passion in travel, flowers and photography.

A Dutch Master Florist, she is a popular teacher and demonstrator who travels the world to share her knowledge and love of floral design. Her work has been featured in magazines worldwide such as *Fusion Flowers*, *Flowers World*, and *Fleur Creatif*, and in the 2012-13 and 2014-15 *International Floral Art* books. She is a triple Chelsea Flower Show medalist and was the Bronze National Champion in 2010. She was one of the featured (and favorite!) designers at the American Institute of Floral Designers AIFD symposium in Chicago in 2014.

Sessions are limited to 30 students each. Session One will begin Monday, November 2 – Thursday, November 5, 2015. Session Two will begin Thursday, November 5 – Sunday, November 8. Cost of this year’s workshop is \$980.00, which includes lunches and dinners, supplies needed for the workshop, and hands-on instruction. The workshop sessions are intended for intermediate to advanced designers to learn new design techniques, though all are welcome to attend.

You must be both a member of GCA and a current subscriber of *By Design* to qualify for registration. Registration opens via email link to those who qualify on **Wednesday, July 29, 2015, at 2:00 pm EST**. Workshop sessions fill quickly so be prepared to register as soon as you receive the email link from GCA.

Our optional tour on Thursday (available to attendees from both sessions) will be a guided home and garden tour of the Isabella Stewart Gardner Museum. The museum houses an art collection of world importance, including significant examples of European, Asian and American art from paintings and sculpture to tapestries and decorative arts.

Inside the museum, three floors of galleries surround a garden courtyard blooming with life in all seasons. Café G serves an inspired lunch menu and award-winning desserts. Cost of this optional activity is \$85.00, which includes transportation, tour and lunch.

Please plan to join us this fall for our Boston Flower Party! If you have any questions or need other information, please contact me.

Debbie Stockstill, FASG Coordinator
dstocks239@aol.com

Below: Designs by instructor Lana Bates, who will lead the 2015 FASG Workshop in Boston.



FAIRFIELD GARDEN CLUB CELEBRATES 100 YEARS

The Fairfield Garden Club, Zone II, welcomed spring with a GCA flower show in celebration of their 100th anniversary. “The Best of Times,” staged in the town’s historic Burr Homestead, was a wonderful celebration of their centennial, history and legacy to the Fairfield community.

Design class titles of “You Must Remember This” and “CU@8” enticed exhibitors from Zones I, II and III to create designs that ranged from traditional to contemporary .

The schedule also included children’s classes in floral design (“My Favorite Things”) and horticulture (“Neverland” a fairy garden) which won the praises and hearts of the judges.

Harriet DeWaele Puckett Award

Liz Piazza, Three Harbors GC, Zone III



Class 4 – ONE GIANT STEP

A two-part design staged on two white pedestals. One pedestal is 30” high with a 12-1/2” square top. The second pedestal is 42” high with a 12-1/2” square top. The pedestals may be placed within the allotted 36” square floor space. Judged from three sides.

Judges Comments: “An assortment of strong forms and patterns create an exciting design.”

Citation: “Playful use of shape and form creates a whimsical step in time.”

First Place & Best In Show

Peggy Moore, Fairfield GC, Zone II



Class 4 – YOU MUST REMEMBER THIS – A design staged in a light tan niche measuring 12” wide, 15” high, 12” deep. Bottom of niche is 50” from the floor. Judged from the front.

Judges Comments: “Colorful rhythmic design, skillfully executed in beautiful proportion to its space.”

Citation: “The exquisite craftsmanship & superb balance create the Best in Show.”

First Place

Roberta DuBeshter,
Rochester GC,
Zone III



Judges Comments:
“Exquisite surprise from every angle!”

Class 6 – A BEE IN HER BONNET – A hat created with dried and/or live plant material staged on a fluted white pedestal 42” high with a 14” square top. The hat must be representative of a fashion style from 1915 to the present. Committee will provide head form. Judged from three sides.

THE SONG OF THE SELF-HEAL FAIRY

From The Complete Book of the Flower Fairies by Cicely Mary Barker

When Little elves have cut themselves,
 Or Mouse has hurt her tail,
 Or Froggie's arm has come to harm,
 This herb will never fail.
 The Fairy's skill can cure each ill
 And soothe the sorest pain;
 She'll bathe, and bind, and soon they'll find
 That they are well again.

(This plant was a famous herb of healing in olden days, as you can tell by the names it was given – Self-Heal, All-Heal, etc. It is also called Prunella.)

Tasha Tobin uses Achioté (*Bixa orellana*, lipstick tree) to wonderful effect in some of her creative designs. It has a spectacularly textured fuchsia-colored blossom. Caveat: very prickly.

Bethine Whitney found this in *The Wall Street Journal*: "Unlike other online flower-delivery services, the couple doesn't sell arranged bouquets. Instead, they concentrate on sourcing high-end and hard-to-find flowers directly from sustainably managed flower farms. The flowers show up in boxes, bundled together the same way that customers might buy them at a flower market. What if every consumer in need could cut out the middleman and buy directly from flower farms? "For the farms, it's great because it increases sales, and for the customer it's great to get the flowers they want without spending an arm and a leg." <http://www.flowermuse.com>

Mary Jo Strawbridge wrote: "I woke up around 3 and remembered I was to send you a write-up on the tubes for Prunella. For those who work with small/mini designs Fusion Flowers Marketplace is selling very small glass test tubes in the following sizes: 35mm x 75, 50mm x 75 and what they call a screw top test tube which is 100mm x 20. The "screw" indentation and ridges makes it easier to tie the tube in place - less slipping. They are found under the containers heading and come in groups of 25. Even if you do not use them they make great hostess gifts for flower-designing friends." marketplace@fusionflowers.com

Seriously great source (known and used for years by many of our designers)!! Green Point Nursery, Hawaii's Premier Producer Exporter of Anthurium, Tropical Flowers and Foliage. phone 808-959-3535, toll free 1-800-717-4456, gpn@greenpointnursery.com

Ever-current Liza Weihman sent this. "Floral Fundamentals brings florists, growers and suppliers into direct contact sharing ideas, new products and access with a database and digital magazine. This is a new group formed by Allison Bradley [editor, *Fusion Flowers Magazine*] and others in the industry and it will be interesting and informative to follow them.

Mayesh Floral Wholesale has extraordinary resources. I know you have mentioned their library, but they also have fabulous instructional YouTube videos as does the *Flower Factor*, Pim Van den Akker's design site."


Infloflowers is a new smart phone app with splendid information and pictures, sorted in a user-friendly format. Search can be done by color, shape or availability. It brings the Dutch flower catalogue to one's fingertips. Prunella finds it invaluable for design and for speaking with her wholesaler.

Prunella found a new source for skeletonized flax, which no longer seems to be available from Fusion Flower Marketplace. Dyed and natural. <http://www.hapene.com/webapps/category/75703/128609/24678>

Someone said this is a very fine product and Prunella is pleased with the posting, but she is red-faced to report that in her excitement the name of the sender became unhinged from the item. Self-Adhesive Cloth Hinging/Finishing Tapes – Use these tapes for joining the edges of boxes, adding a finishing touch to the edges of boards or hinging album pages. The linen is a favorite for hinging window mats to backboard or attaching art. The very fine linen cloth is flexible yet strong. The neutral pH acrylic adhesive gains strength overnight. The satin tapes have a low luster finish in

three colors. The woven cloth has a matte black cloth finish in several widths. http://www.lineco.com/cart.php?m=product_list&c=1248

Gina Whitney plans ahead and suggests preparing for the winter holidays with “BungeeBobbles – fasteners are the quick and elegant solution to easily secure garlands, wreaths, decorations, holiday lights and bows to banisters, lampposts, railings, sconces, and other fixtures. Have a ball with your holiday decorating! These fun, festive BungeeBobbles can be used to spruce up Christmas trees, secure garlands and other greenery, and accent your home. Each bobble boasts two round, ornament-like balls, connected by a stretchy cord which extends to twice its length. From the Valerie Parr Hill Collection. 24 pieces per pack. Each bobble comes with two metal clips to hold them together. QVC Price: \$19.98, shipping & handling: \$6.22.”



Consummate designer Mary Pressly shared this review of a book she favors: *International Floral Art 14/15* by Stichting Kunstboek (Editor). “The latest edition of the International Floral Art series, highlighting the work of a new generation of floral designers; innovative and always exciting, a valuable resource that explores the latest trends and developments in this artistic field. An absolute favorite, the International Floral Art series has become an essential resource, reflecting the diverse and evolving floral art scene. It is an up-to-date reference to the latest trends, a tool for networking and a guide to what’s current in international floral design schools. It tracks promising young designers at the forefront of their field, focusing on new, exciting and

innovative work. Many recognized and respected floral art designers have been discovered through the International Floral Art series, which is now celebrating 10 years of publication in this jubilee edition. Packed with fresh and inventive new designs, this is a must-have for anyone interested in floral art, from those who want to create, to those who just want to stand back and admire the incredible talents of others.” From Amazon \$53.48. Prunella is orgasmic with excitement but warns that the designs shown are apt to be a little avant-garde for most tastes.

My pal, the painfully prissy Prunella, points out that I perhaps sound un petit peu petulant (all right, she said I was puling!), but there does, once again, seem to be a paucity of particulars from the reading public suitable for inclusion in this poor column. Please share!

With the usual disclaimer ...
PLEASE SEND MATERIAL!!

Bliss C. Clark – e-mail: blissc@aol.com



Designs from:
International Floral Art 14/15

Left:
Cres Motzi
United States



Design by
Torsten Meiner
Germany



MANY THANKS FOR INSPIRATION,
ENCOURAGEMENT AND MENTORING

The Flower Arranging Study Group, or FASG, was formed in 1989 as the floral design education arm of the GCA Flower Show Committee. The objectives of this subcommittee are to stimulate and educate all GCA members in the art of floral design, regardless of expertise and experience; to enhance the quality of the Floral Design Division in all flower shows; to encourage all club members to participate in floral design activities; and to share the beauty and artistry of this discipline throughout the GCA.

FASG currently has more than 900 members who subscribe to *By Design*, which was initiated in 1990 as a two-page black and white newsletter to share floral design information and has evolved over the years into the magazine you hold in your hands today.

The FASG is known for its annual fall floral design workshop held in the US, and its biannual workshop held abroad. The coordinators (formerly called chairmen) of this group have been instrumental in bringing some of the world's best designers to our country to teach us new techniques and trends in floral design. Past designers include Gregor Lersch, Pim Van der Akker, Yuko Takagi, Marie-Francoise

Deprez, Stef Adriaenssens, Tomas De Bruyne, Annette von Einem, Hitomi Gilliam, Bruno Duarte and Geert Pattyn.

As FASG moves forward into its 26th year, I want to thank the women whose vision and hard work led us to where we are today. These former coordinators include some of GCA's best floral designers, mentors, and teachers. Their ongoing commitment to FASG is deeply appreciated. Most of these women still actively serve on other GCA committees and/or as FASG assistants during the annual fall workshop. They continue to share their inspiration, knowledge and love of floral design with others. The service you have given is deeply appreciated and we thank you: Arabella Dane, Bonny Martin, Lucinda Seale, Penny Horne, Helen Goddard (deceased), Ruth Crocker, Marty Van Allen, Martha McClellan, Mary Jo Strawbridge, Carole Bailey, Weezie Monroe and Julie Spear.

It is with humility that I now stand on the shoulders of these giants in the world of GCA floral design education. Continuing their legacy will be my privilege.

Debbie

*Debbie Stockstill
2015-2017 FASG Coordinator
Monroe Garden Study League, Zone IX*

Save the Date



*The Garden Club of America &
The Flower Arranging Study Group
invite you to
revolt against boring floral design
at the*

*Boston Flower Party
2015 Fall Workshop*

*Boston, MA
November 2-8, 2015*

*Registration opens via email link
July 29, at 2:00 pm EST*

FLOWER SHOW CALENDAR

July 8, 2015

*Sincerely, 'Sconset-
Glimpses from a Summer Village (P)*
GCA Flower Show

Hosted by: Nantucket GC, Zone I
Registration deadline for (P): 6/1/15
Contact: Mary Jo Beck, mjbeck651@gmail.com

July 23-24, 2015

The County Fair (P)
GCA Flower Show

Hosted by: GC of Mount Desert, Zone I
Registration deadline for (P): 7/15/15
Contact: Freddy Shaw, shaw.fred3737@gmail.com

August 8-9, 2015

Rainwater...Weather or Not!
GCA Flower Show

Hosted by: The Lenox Garden Club, Zone I
Contact: Mary Ellen O'Brien,
maryellenjobrien@hotmail.com

September 17, 2015

A Century to Celebrate (P)
GCA Flower Show

Hosted by:
North Shore Garden Club of Massachusetts, Zone I
Registration deadline for (P): 7/1/15
Contact: Cindy Morton, cindymorton@verizon.net

September 21-23, 2015

Everything Old is New Again (P)
GCA Flower Show

Hosted by:
The Little Garden Club of Columbus, Zone X
Registration deadline for (P): 6/19/15
Contact: susymeiling@gmail.com

September 24-25, 2015

One Hundred Years and Blooming (P)
GCA Flower Show

Hosted by: Rye Garden Club, Zone III
Registration deadline for (P): 7/1/15
Contact: Kim Veber, kveber@me.com

September 29-30, 2015

*Going Coastal- Celebrating Our Waterways
(P) (BA)*

GCA Flower Show – Hosted by:
The Virginia Beach Garden Club, Zone VII
Registration deadline for (P) & (BA): 7/1/15
Contact: Cathy Cockrell, happyvillec@aol.com &
Audrey Parrott, adparrott@msn.com

October 14-15, 2015

*Trailways and Waterways -
Milton's Natural Resources (P)*
GCA Flower Show

Hosted by: Milton GC, Zone I
Registration deadline for (P): 8/15/15
Contact: Sue Daylor, srdaylor@comcast.net

October 19-21, 2015

Vogue en fleurs (P) (BA)
GCA Flower Show

Hosted by:
The Monroe Garden Study League, Zone IX
Registration deadline for (P) & (BA) & FD: 8/19/15
Contact: Debbie Stockstill, dstocks239@aol.com
& Kristin Brown, kristin@brownland.net

October 20-21, 2015

Art and Flowers: A Southern Perspective (P)
GCA Flower Show

Hosted by: Sand Hills GC, Zone VIII
Registration deadline for (P): 8/15/15
Contact: Mary Moretz, mwmoretz@gmail.com

October 20-21, 2015

B'more Blue & Green (P)
GCA Flower Show @ Zone Meeting

Hosted by: Catonsville GC &
Greenspring Valley GC, Zone VI
Registration deadline for (P): 8/17/15
Contact: Clare Stewart, clarvan@verizon.net

March 14-16, 2016

Trustees' Garden Club
GCA Flower Show

Hosted by: Trustees' Garden Club, Zone VIII

April 3-6, 2016

Magnolia Garden Club
Birds & Blooms
GCA Flower Show

Hosted by: Magnolia Garden Club, Zone IX

April 13, 2016

Founders Garden Club of Sarasota, Inc.
GCA Major Flower Show

Hosted by:
Founders GC of Sarasota, Inc.,
Zone VIII

April 13-16, 2016– Memphis Garden Club

GCA Major Flower Show
Hosted by: Memphis GC, Zone IX

BY DESIGN

THE FLOWER ARRANGING STUDY GROUP

A publication of
The Garden Club of America



3649 Richmond Street - Jacksonville, FL 32205

PRESORT STD
U.S. POSTAGE
PAID
HARRISBURG, PA
PERMIT NO. 338

Behind the Scenes at Spring Flower Shows



Clockwise from upper left: Sherry Dumke, Piedmont GC, Zone XII; Susan Detjens, Millbrook GC, Zone III and Debbie Stockstill, Monroe Garden Study League, Zone IX; Ann Waldman, Portland GC, XII; Sue Strickland & Ginny Parker, GC of Palm Beach, Zone VIII; Mary Moretz, Sandhills GC, Zone VIII and Kelly Crane, River Oaks GC & Debbie Robinson, GC of Houston, Zone IX.

